

“WILL 2018 BLOW THE LID OFF 2017?”

VRIC 2018 – January 21st, 2018

Workshop 4

Presented by Kai Hoffmann, CEO

Who we are & What do we do?

- **TRACKING OVER 1,400 COMPANIES** on the TSX, TSX Venture Exchange and Canadian Stock Exchange
- **LOGGED +30,140 DEALS** since 2011
- Collected close to **1,200,000 DATA POINTS**
- Data-driven approach to examining financings
- **IN-HOUSE** data analyst
- **CONSULTING** on capital raises and ancillary aspects
- **SECTOR & BROKER REPORTS**



Oreninc Deal Log

On every financing we collect up to 40 DATA POINTS

UPDATED DAILY

Filter Settings

Reset Filters

Offer Size

- \$0-\$m
- \$5-\$20m
- \$20m+

Market Cap

- \$0-\$15m
- \$15-\$50m
- \$50-\$250m
- \$250m+

Exchange

- TSX
- TSX-V
- CSE

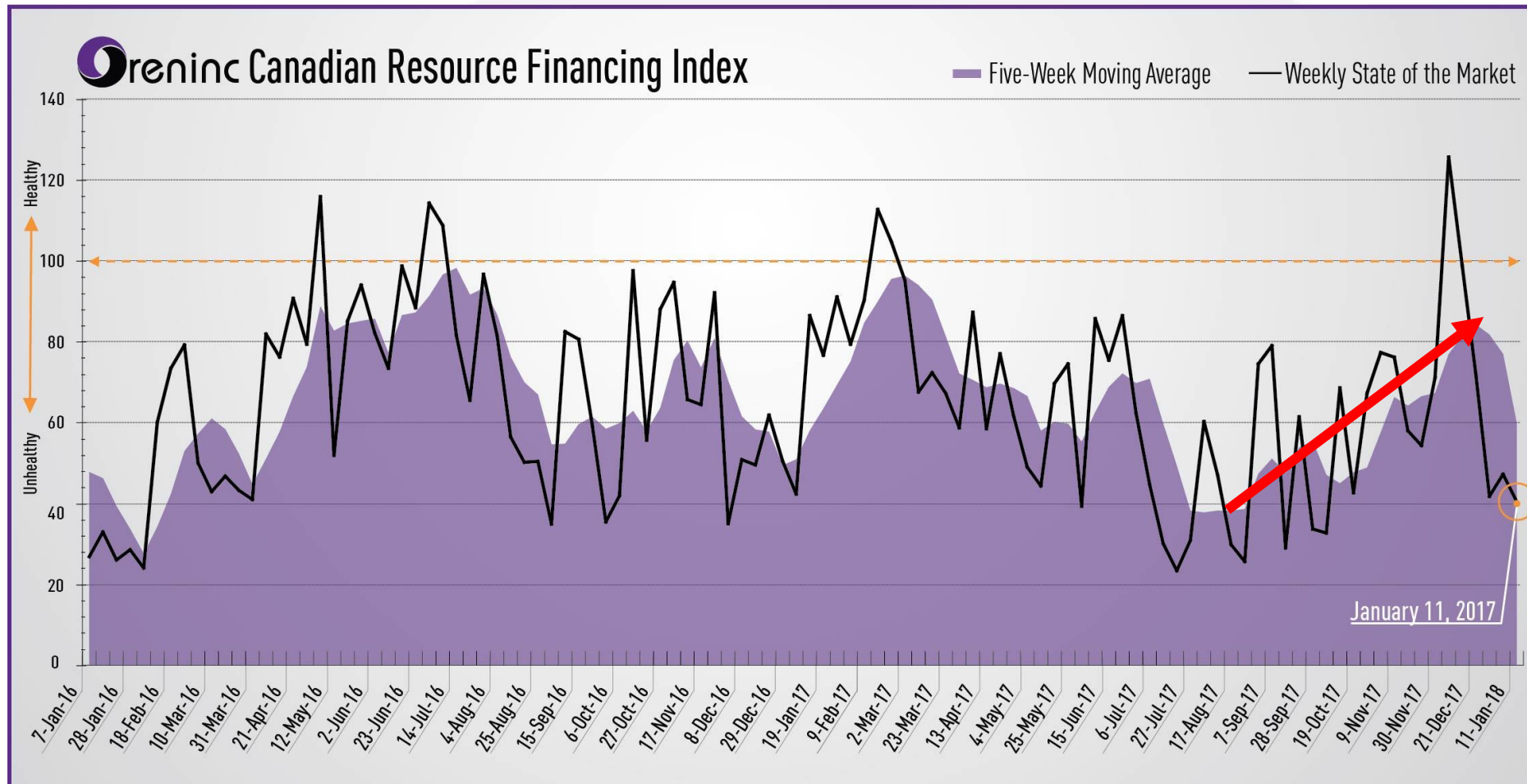
Sector

- Base Metals
- Clean Energy
- Coking Coal
- Copper
- Diamonds
- Diversified
- Energy

Open Deals

Company Name	Sectors	Offer Size	Security, Share Price	Financing Basis	Warrant @ Share	Underwriter	Open Date, Updated
Auryn Resources Inc. (TSX-V:AUG)	Diversified Gold	\$35.0m	Common \$3.670	Strategic Deal	---	---	01/09/2017
Gem International Resources Inc. (TSX-V:GI)	Diamonds Gold	\$0.4m	Common \$0.050	Best Efforts	1 W @ \$0.15	---	01/09/2017
Rio Novo Gold Inc. (TSX:RN)	Gold	\$1.3m	Common \$0.085	Strategic Deal	---	---	01/09/2017
Appia Energy Corp. (TSX-API)	Uranium REE	\$1.0m	Common \$0.200	Best Efforts	1 W @ \$0.30	---	01/09/2017
Auryn Resources Inc. (TSX-V:AUG)	Diversified Gold	\$23.0m	Flow-Through \$5.010	Best Efforts	---	Beacon Securities Ltd.	01/09/2017
Prophecy Development Corp. (TSX:PCY)	Diversified	\$0.2m	Common \$3.000	Best Efforts	1 W @ \$4.00	---	01/09/2017
MX Gold Corp. (TSX-V:MXL)	Gold Copper	\$2.6m	Common \$0.125	Best Efforts	1 W @ \$0.20	---	01/06/2017
Forum Uranium Corp. (TSX-V:FDC)	Uranium REE	\$0.9m	Common \$0.080	Best Efforts	1 W @ \$0.12	---	12/13/2016 01/05/2017
Golden Reign						Beacon Securities	

Oreninc Index



MINING DEAL CLUB

ACCESS TO HIGH-QUALITY,
PRE-VETTED FINANCING
OPPORTUNITIES

INFORMATION AND ACCESS

NO FINDER'S FEES OR BACK DOOR DEALS

QUALITY

INTEGRITY

INDEPENDENCE

MINING DEAL CLUB

OUR EXPERTS



Brent Cook
Economic Geologist



Tim Oliver
Minerals Engineer

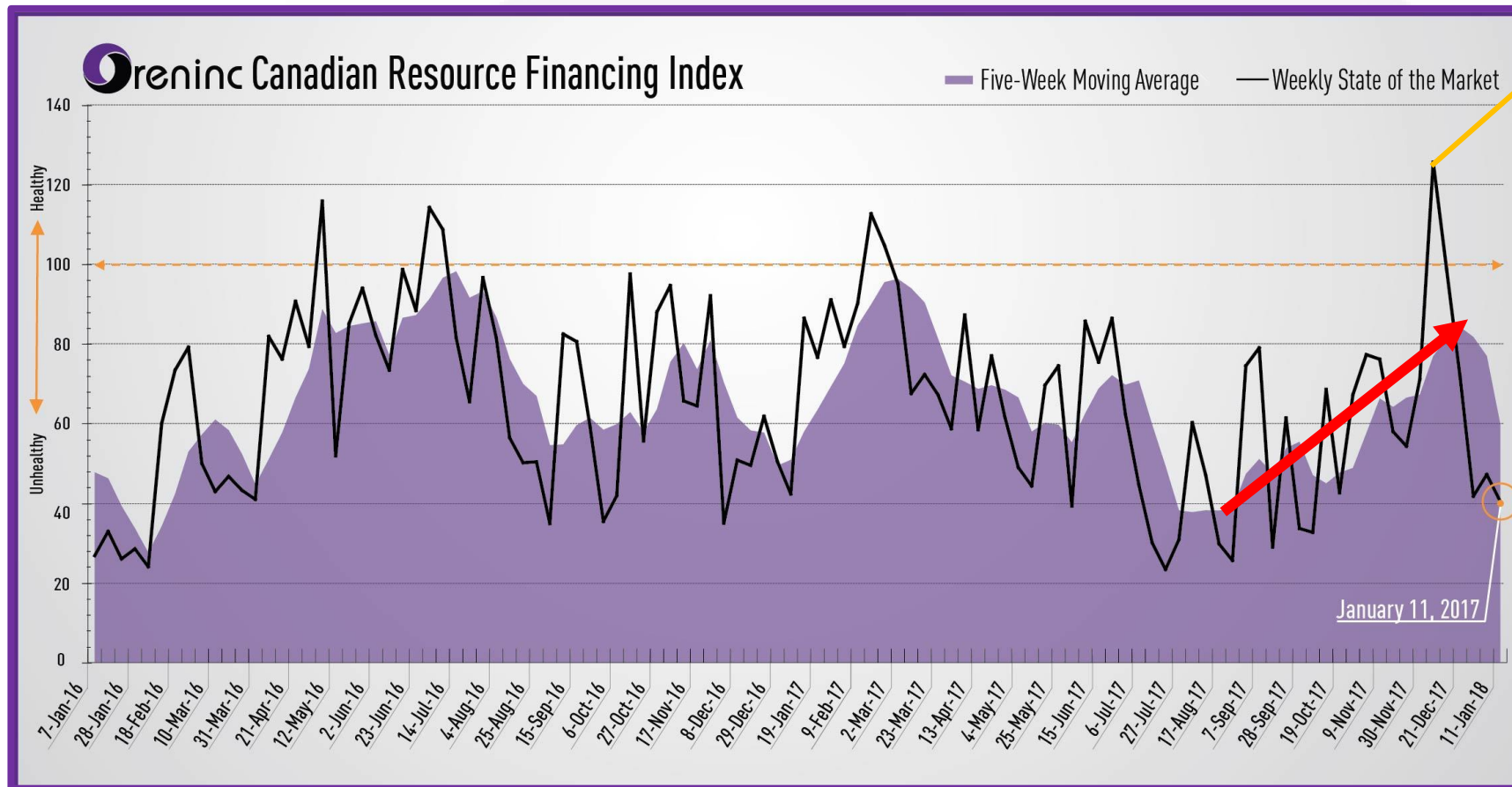


Paul Harris
Mining Journalist



Kai Hoffmann
Capital Markets

ORENINC INDEX



Number of financings: **35-week high**

12 brokered financings were announced this week for C\$234.7m, a **75-week high**

Three bought-deal financings were announced this week for C\$107.9m, a **45-week high**

Total dollars jumped to C\$342.9m, a **292-week high**

Average offer size also grew to C\$6.7m, a **47-week high**

FUNDRAISING by Project Location

REGION	2016	Total \$s raised 2016	2017	Total \$s raised 2017	TREND	
Africa	98	\$ 608.322.072	65	\$ 241.243.774	-33	\$ -367.078.298
Asia	21	\$ 87.654.438	16	\$ 34.998.498	-5	\$ -52.655.940
Australia	7	\$ 36.596.700	6	\$ 65.331.506	-1	\$ 28.734.806
Canada	859	\$ 1.773.434.652	702	\$ 1.910.460.387	-157	\$ 137.025.735
Carribean	5	\$ 8.044.500	5	\$ 27.028.250	0	\$ 18.983.750
Europe	40	\$ 62.181.180	42	\$ 214.371.077	2	\$ 152.189.897
North America	92	\$ 362.578.629	64	\$ 362.821.454	-28	\$ 242.825
Oceania	10	\$ 92.168.914	11	\$ 33.943.456	1	\$ -58.225.457
South America	134	\$ 967.962.888	141	\$ 1.080.550.768	7	\$ 112.587.879
United States	178	\$ 621.484.239	177	\$ 554.371.377	-1	\$ -67.112.863
TOTAL	3460	\$ 4.620.428.213	3246	\$ 4.525.120.547	-215	\$ -95.307.666

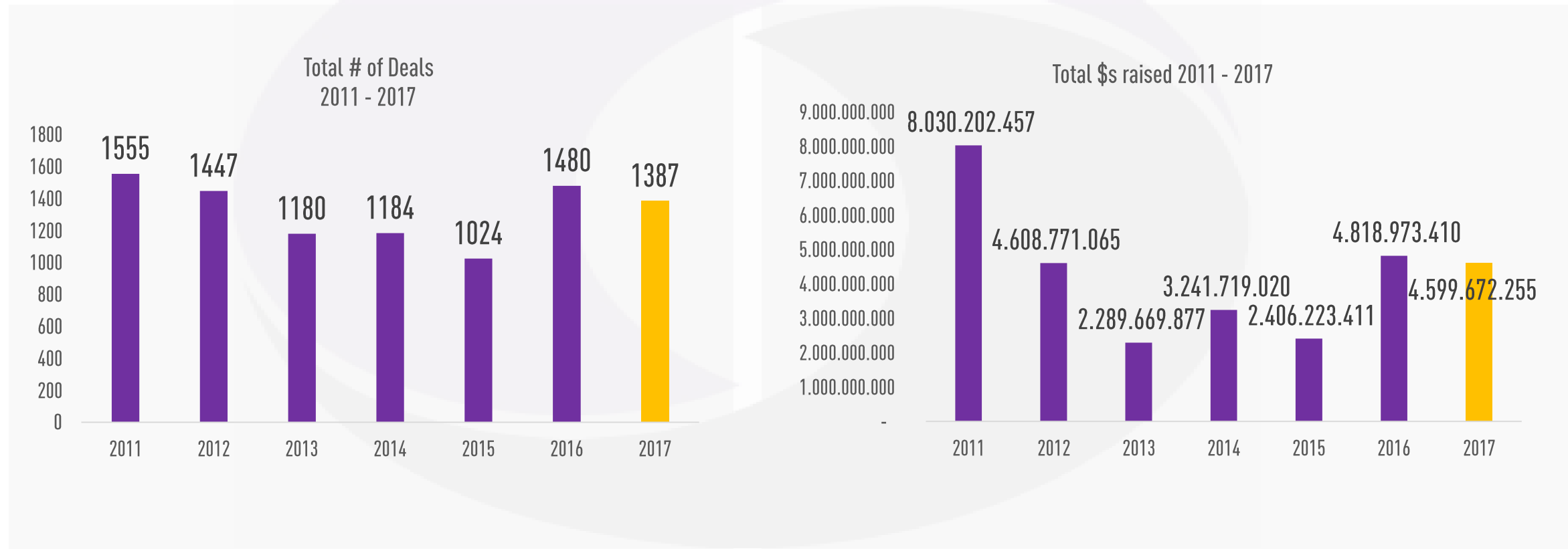
Note: Deals „Closed“, Common & Flow Through Shares, based on primary project location, ex Oil & Gas, market cap below 1.5bn

FUNDS raised by Province in 2017

PROVINCE	2016	2017	TREND
Quebec	\$ 561.643.144,00	\$ 667.611.239,53	\$ 105.968.096
British Columbia	\$ 483.748.361,00	\$ 382.756.146,00	\$ -100.992.215
Ontario	\$ 314.100.102,00	\$ 183.247.660,00	\$ -130.852.442
Yukon	\$ 150.254.424,00	\$ 156.350.907,00	\$ 6.096.483
Saskatchewan	\$ 141.202.303,00	\$ 232.050.983,00	\$ 90.848.680
Nunavut	\$ 128.714.781,00	\$ 100.387.601,00	\$ -28.327.180
Newfoundland & Labrador	\$ 91.046.250,00	\$ 59.796.976,00	\$ -31.249.274
Nova Scotia	\$ 41.475.388,00	\$ 34.652.308,00	\$ -6.823.080
Northwest Territories	\$ 28.631.450,00	\$ 54.064.688,52	\$ 25.433.239
Alberta	\$ 22.209.734,00	\$ 14.018.313,60	\$ -8.191.420
Manitoba	\$ 9.259.375,00	\$ 13.831.418,00	\$ 4.572.043
New Brunswick	\$ 5.832.820,00	\$ 15.344.954,21	\$ 9.512.134
TOTAL	\$ 1.978.120.148,00	\$ 1.914.115.211,86	\$ -64.004.936


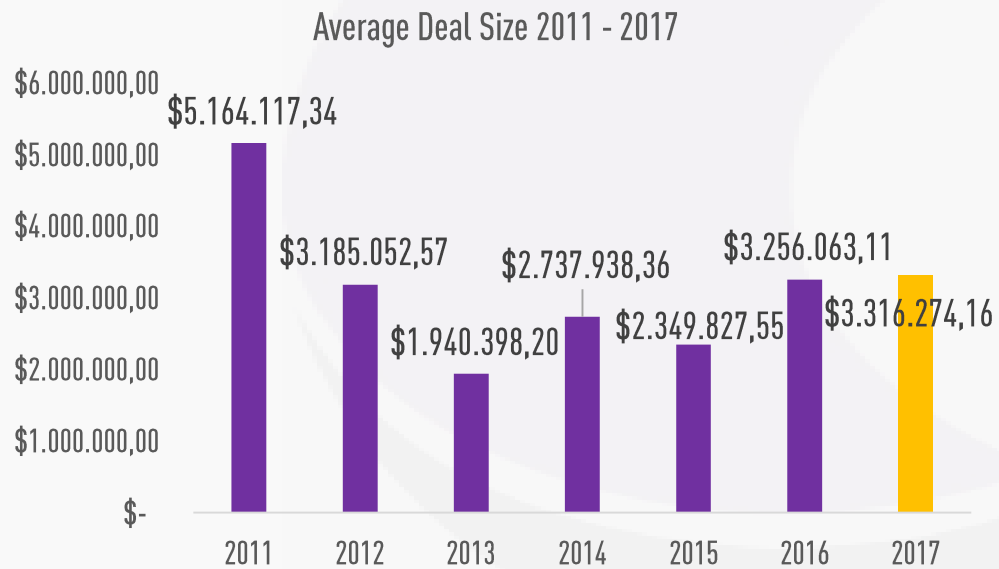
Note: Deals „Closed“, ex Oil & Gas, Common & Flow Through Shares, Based on primary project location

PERSPECTIVE



Note: Deals „Closed“, Common & Flow Through Shares, based on primary project location, ex Oil & Gas, market cap below 1.5bn

PERSPECTIVE II



Note: Mining ex Flow-Through

TOP 10 FINANCINGS OF 2017

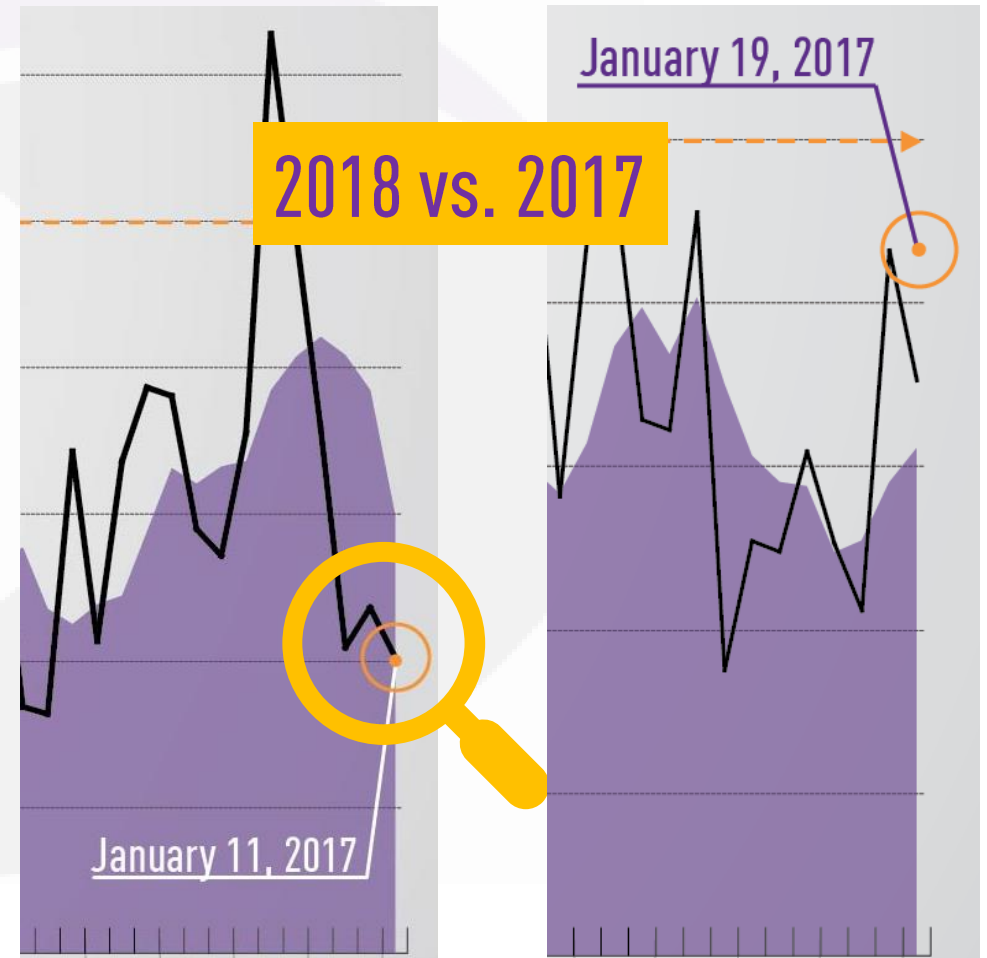
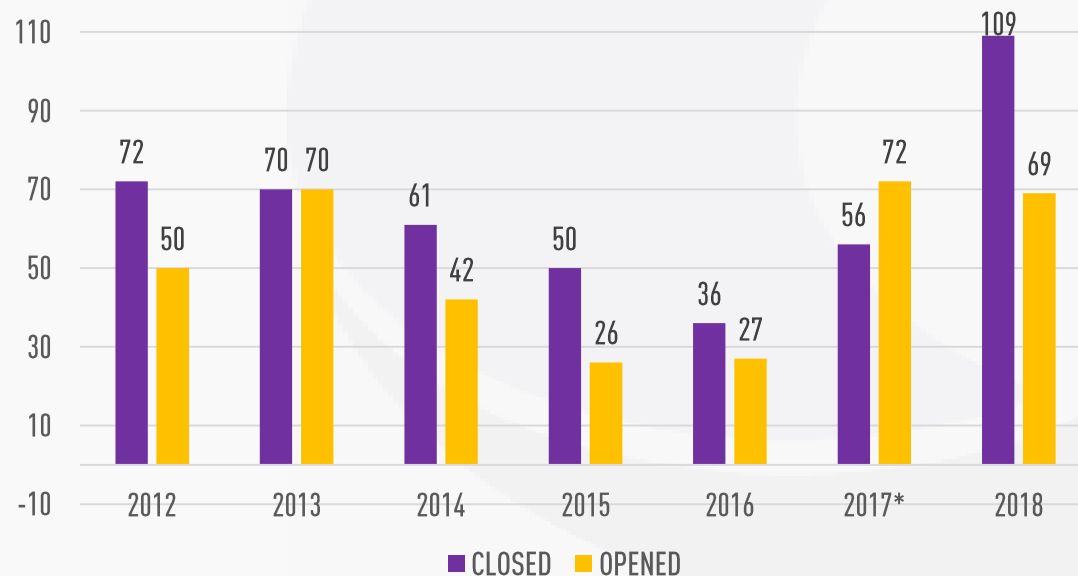
COMPANY	SECTOR	TOTAL \$s RAISED	
Olivut Resources Ltd.	Diamonds	\$	15.000,00
Reliant Gold Corp	Gold	\$	15.000,00
Sphinx Resources Ltd.	Base Metals	\$	15.300,00
Cariboo Rose Resources Ltd.	Gold	\$	16.800,00
Banyan Gold Corp.	Gold	\$	18.900,00
AsiaBaseMetals Inc.	Zinc	\$	19.500,00
Nikos Explorations Ltd.	Gold	\$	20.000,00
Romios Gold Resources Inc.	Precious Metals	\$	20.000,00
BCGold Corp.	Gold	\$	20.000,00
Klondike Silver Corp.	Silver	\$	20.000,00



“WILL 2018 BLOW THE LID OFF 2017?”

MARKET MOMENTUM 2018

of deals „opened“ & „closed“
weeks 1-3



MARKET MOMENTUM 2018

- Financings are off to a slow start
 - 1 brokered deal in 2018, 26 in December 2017
- Bought deals have disappeared
 - January 2018: 1
 - December 2017: 12
- Flow-through financings tried up for Q1
 - December 2017: \$132mn
 - January 2018: \$6.5mn
- Deal size „opened“
 - December 2017: \$690.9mn
 - January 2018: \$162.3mn (\$93mn PetroShale Inc.)
- Declining number of deals
- Stable average deal size

North America's leading provider of financing information in the junior commodities space

Open Deals	Closed Deals	Hold Period
Name	Commodity	Offer Size
Georox Resources Inc.	Oil & Gas	\$0.7m
Sandy Lake Gold Inc.	Gold	\$0.6m
Trigon Metals Inc.	Copper	\$2.0m
Sage Gold Inc.	Gold	\$1.0m
Peat Resources Limited	Cobalt Gold	\$1.0m
Peat Resources Limited	Cobalt Gold	\$1.0m
GPM Metals Inc.	Base Metals Gold	\$0.5m
Lorraine Copper Corp.	Copper	\$0.6m
EXPAND DEALS		>



Free Newsletter Sign Up

Sign up for our Oreninc Deal Log and Oreninc Index newsletter today – free!



You can unsubscribe by clicking on the "Unsubscribe" link at the bottom of the daily or weekly email at any time.

