

„Black Friday discounts all summer long“

Mining Journal Select
London – June 27, 2018

www.oreninc.com
www.miningdealclub.com

Who are we?



NORTH AMERICA

North America's leading provider of relevant financing information in the junior commodities space!

Home of the [Oreninc Deal Log](#) & [Oreninc Index](#)

Acquired in [September 2016](#)



INVESTOR MAGAZIN

EUROPE

German stock letter
Since October 2012

72% PERFORMANCE in 2016
8% PERFORMANCE in 2017

Site Visits, Conferences, etc.



Kai Hoffmann, CEO

New website

www.thecompanynobodycanpronounce.com

Oreninc

- TRACKING OVER 1,400 COMPANIES on the TSX, TSX Venture Exchange and Canadian Stock Exchange
- LOGGED +32,500 DEALS since 2011
- Collected close to 1,200,000 DATA POINTS
- Data-driven approach to examining financings
- IN-HOUSE data analyst
- CONSULTING on capital raises and ancillary aspects
- SECTOR & BROKER REPORTS

Filter Settings

[Reset Filters](#)

Offer Size

\$0-5m

\$5-20m

\$20m+

Market Cap

\$0-15m

\$15-50m

\$50-250m

\$250m+

Exchange

TSX

TSX-V

CSE

Sector

Base Metals

Clean Energy

Coking Coal

Copper

Diamonds

Diversified

Energy

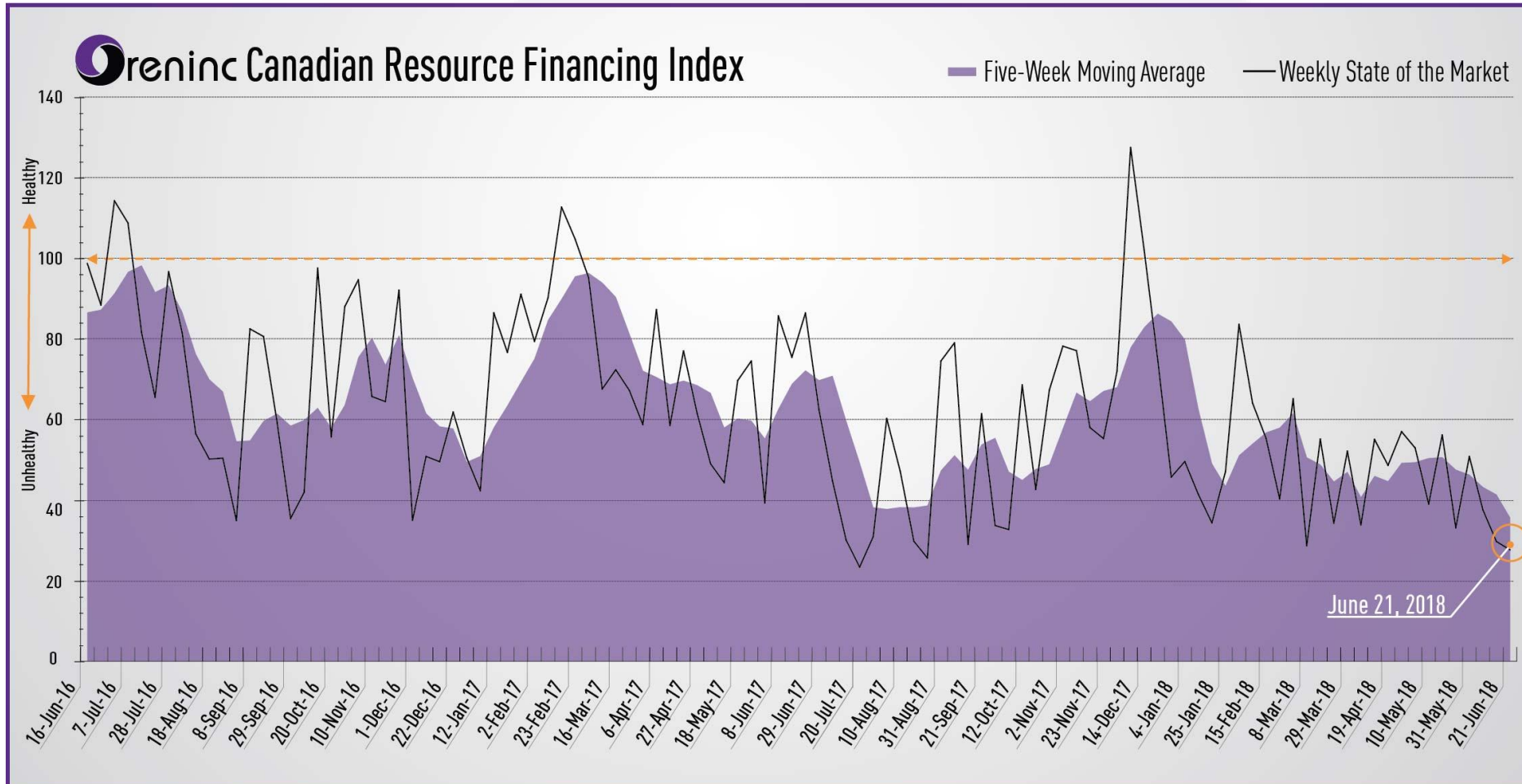
Open Deals Closed Deals Company or Underwriter...

Company Name	Sectors	Offer Size	Security, Share Price	Financing Basis	Warrant @ Share	Underwriter	Open Date, Updated
Auryn Resources Inc. (TSX-V:AUG)	Diversified Gold	\$35.0m	Common \$3.670	Strategic Deal	---	---	01/09/2017
Gem International Resources Inc. (TSX-V:GI)	Diamonds Gold	\$0.4m	Common \$0.050	Best Efforts	1 W @ \$0.15	---	01/09/2017
Rio Novo Gold Inc. (TSX:RN)	Gold	\$1.3m	Common \$0.085	Strategic Deal	---	---	01/09/2017
Appia Energy Corp. (TSX:API)	Uranium REE	\$1.0m	Common \$0.200	Best Efforts	1 W @ \$0.30	---	01/09/2017
Auryn Resources Inc. (TSX-V:AUG)	Diversified Gold	\$23.0m	Flow-Through \$5.010	Best Efforts	---	Beacon Securities Ltd.	01/09/2017
Prophecy Development Corp. (TSX:PCY)	Diversified	\$0.2m	Common \$3.000	Best Efforts	1 W @ \$4.00	---	01/09/2017
MX Gold Corp. (TSX-V:MXL)	Gold Copper	\$2.6m	Common \$0.125	Best Efforts	1 W @ \$0.20	---	01/06/2017
Forum Uranium Corp. (TSX-V:FDC)	Uranium REE	\$0.9m	Common \$0.080	Best Efforts	1 W @ \$0.12	---	12/13/2016 01/05/2017
Golden Reign						Beacon Securities	

Our Criteria

Tracking of the **Junior Mining Market**
Market Capitalisation < 1.5bn CAD
Financings < 100mn CAD

Oreninc Index



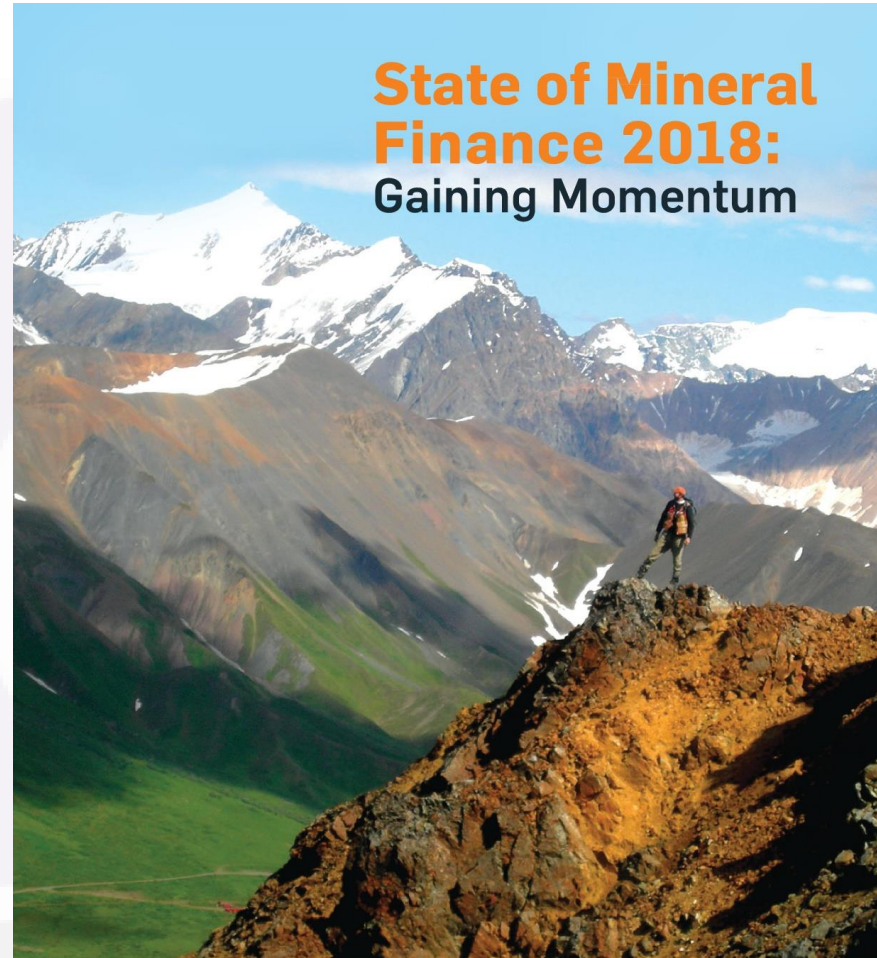
WEIGHTED INDEX FACTORS

- ① Total \$s of Financings Opened
- ② Percentage of Broker Participation
- ③ Total # of deals opened

PDAC & Oreninc

www.pdac.ca
39-pages

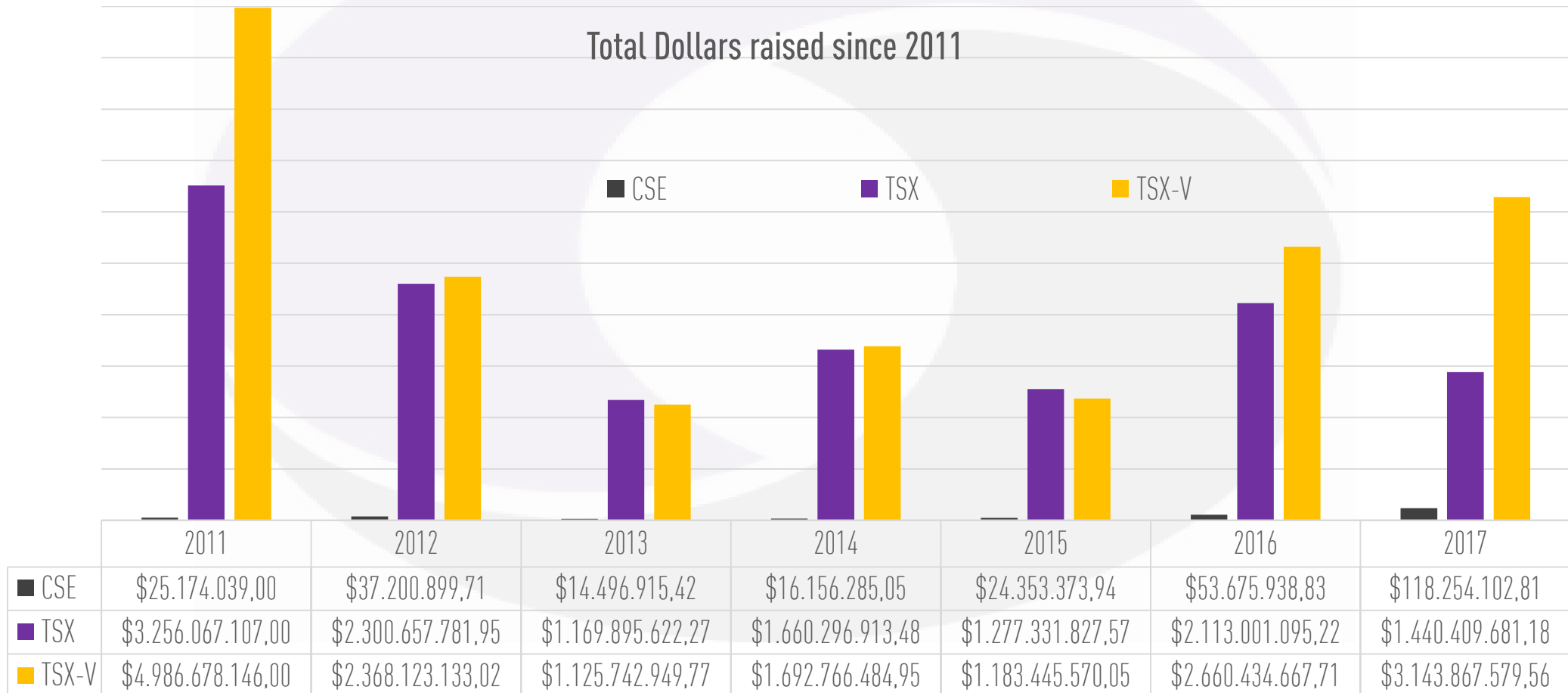
- Macroeconomic Environment
- Financing Trends
- Exploration Trends
- Fiscal Incentives



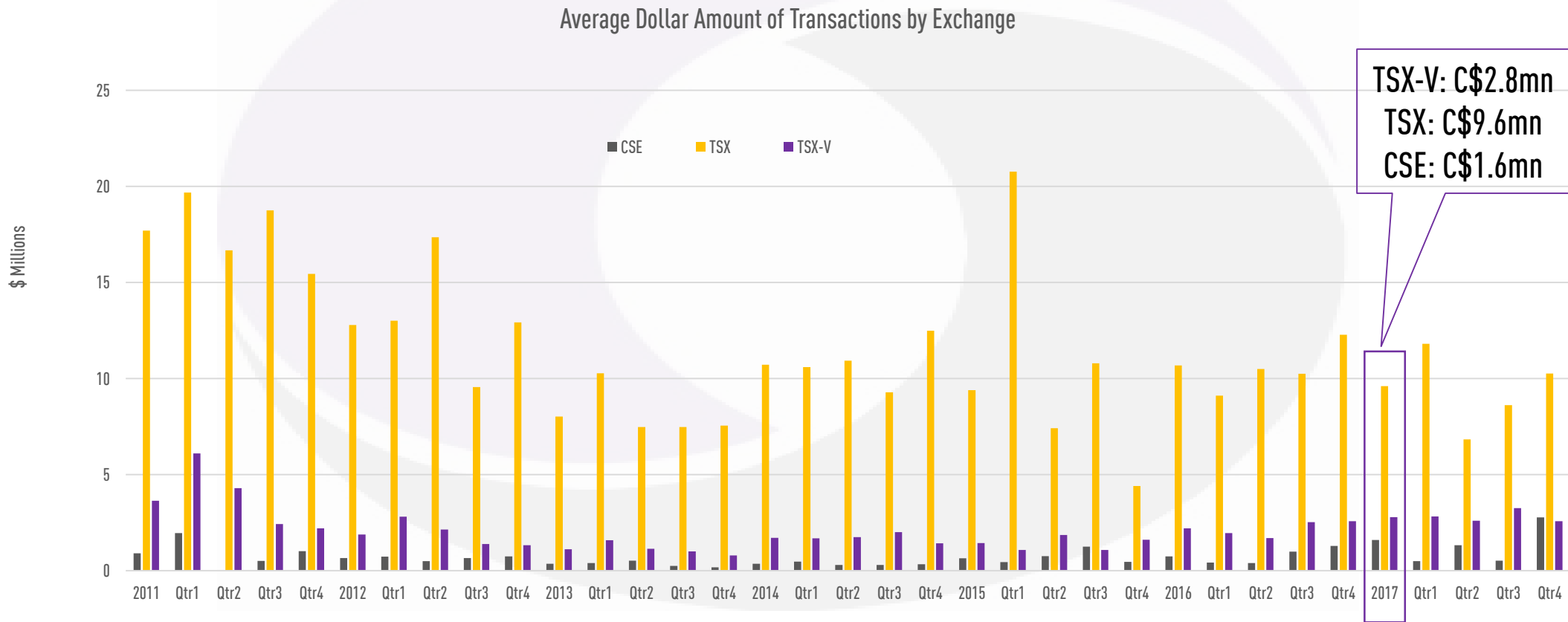
PROSPECTORS &
DEVELOPERS
ASSOCIATION
OF CANADA



Trend reversal in 2016

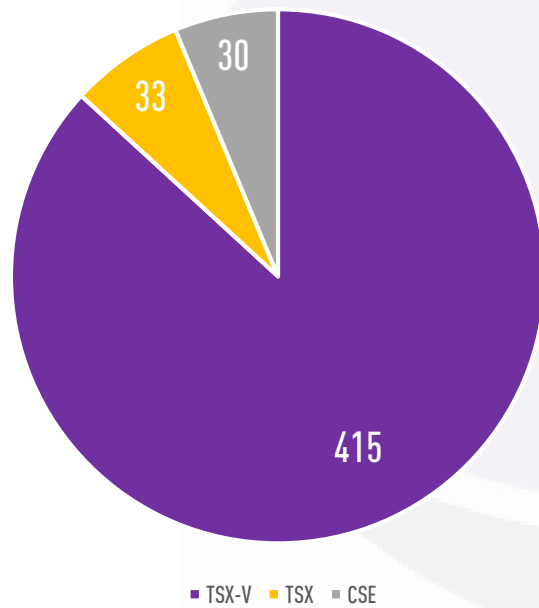


Average \$\$\$ raised

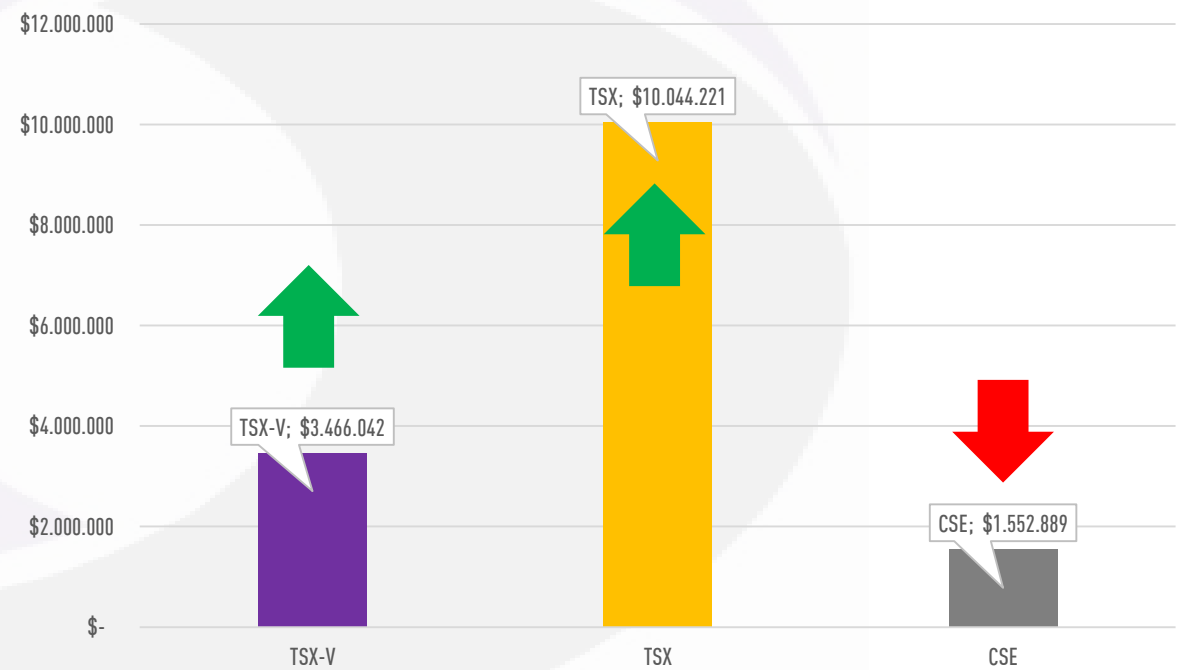


Statistics for 2018

Number of Deals by Exchange



Average Deal size in 2018



Deals closed

Top 10 – 2018 so far

TSX-V

Nemaska Lithium Inc.	Lithium	\$	99.075.000
PetroShale Inc.	Oil & Gas	\$	92.460.000
Africa Energy Corp.	Oil & Gas	\$	57.982.500
Mason Graphite Inc.	Graphite	\$	45.000.000
Excelsior Mining Corp.	Copper	\$	38.635.200
West African Resources Ltd.	Gold	\$	34.300.000
Trilogy Metals Inc.	Copper	\$	31.480.000
Orla Mining Ltd.	Gold	\$	30.760.000
Alphamin Resources Corp.	Tin	\$	28.525.389
Alphamin Resources Corp.	Tin	\$	27.474.126

TSX

Torex Gold Resources Inc.	Gold	\$	61.677.000
Orezone Gold Corporation	Gold	\$	44.920.000
eCobalt Solutions Inc.	Cobalt	\$	29.900.000
Gold Standard Ventures Corp.	Gold	\$	28.188.402
Asanko Gold Inc.	Gold	\$	22.473.440
Seabridge Gold Inc.	Gold	\$	19.734.000
International Tower Hill Mines Ltd.	Gold	\$	15.595.200
NGEx Resources Inc.	Copper	\$	12.500.000
Serabi Gold PLC	Gold	\$	11.532.721
Rubicon Minerals Corporation	Gold	\$	10.890.000

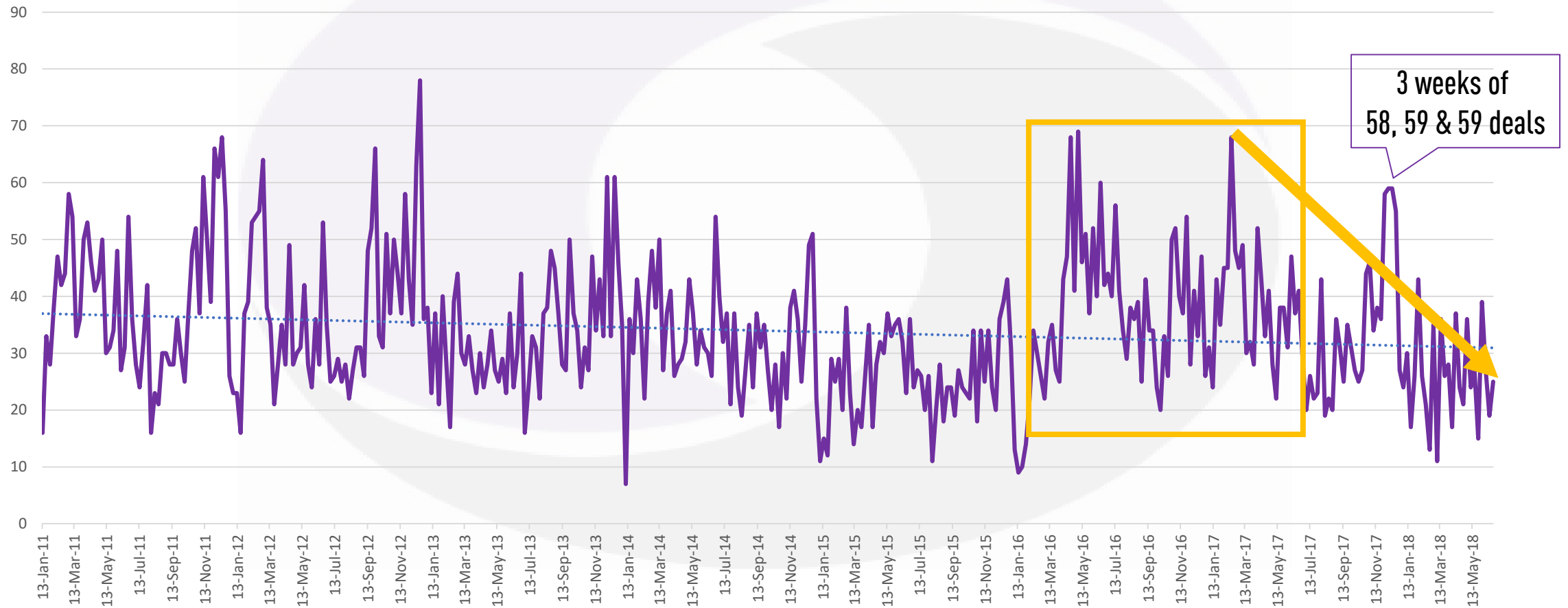
Current mood

Integra Resources:

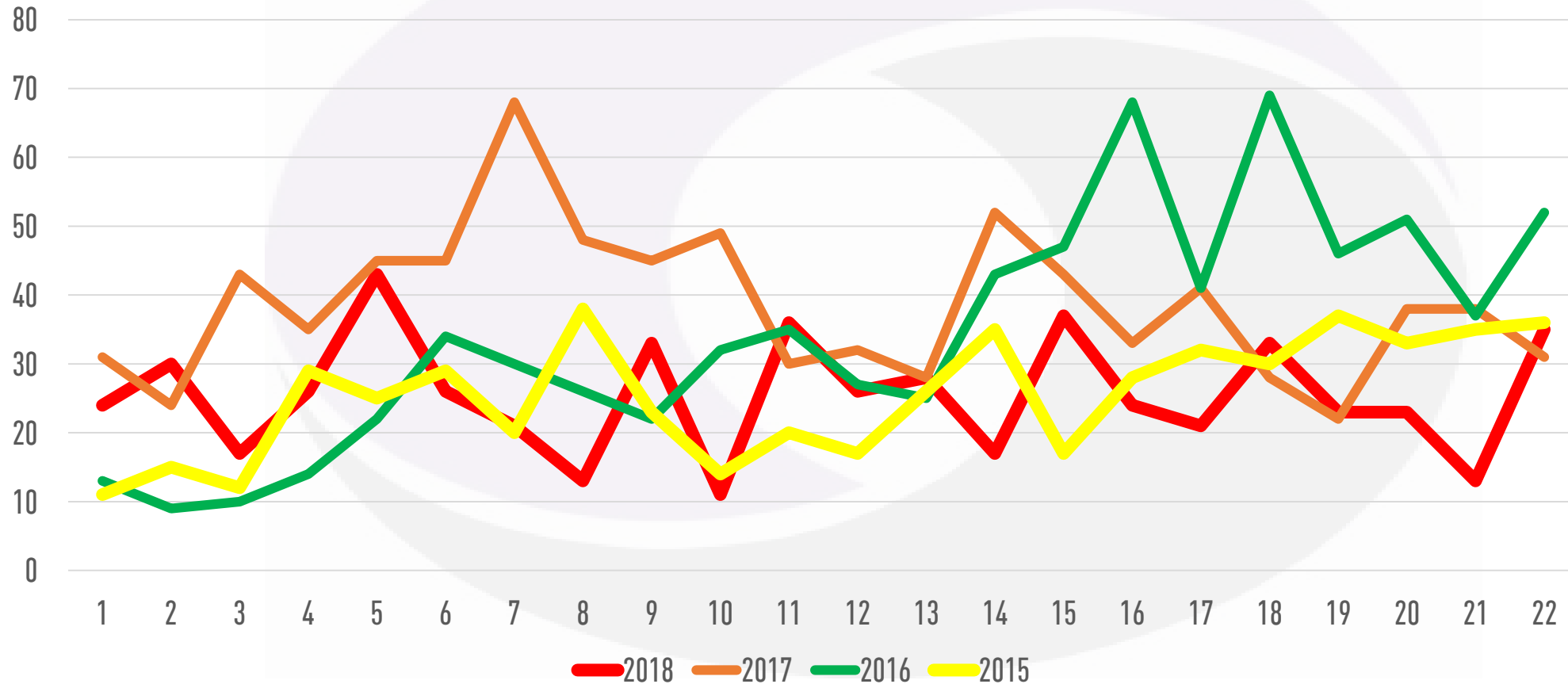
- 220.98m of 2.16 AuEq in Idaho
- Stock hits all-time low



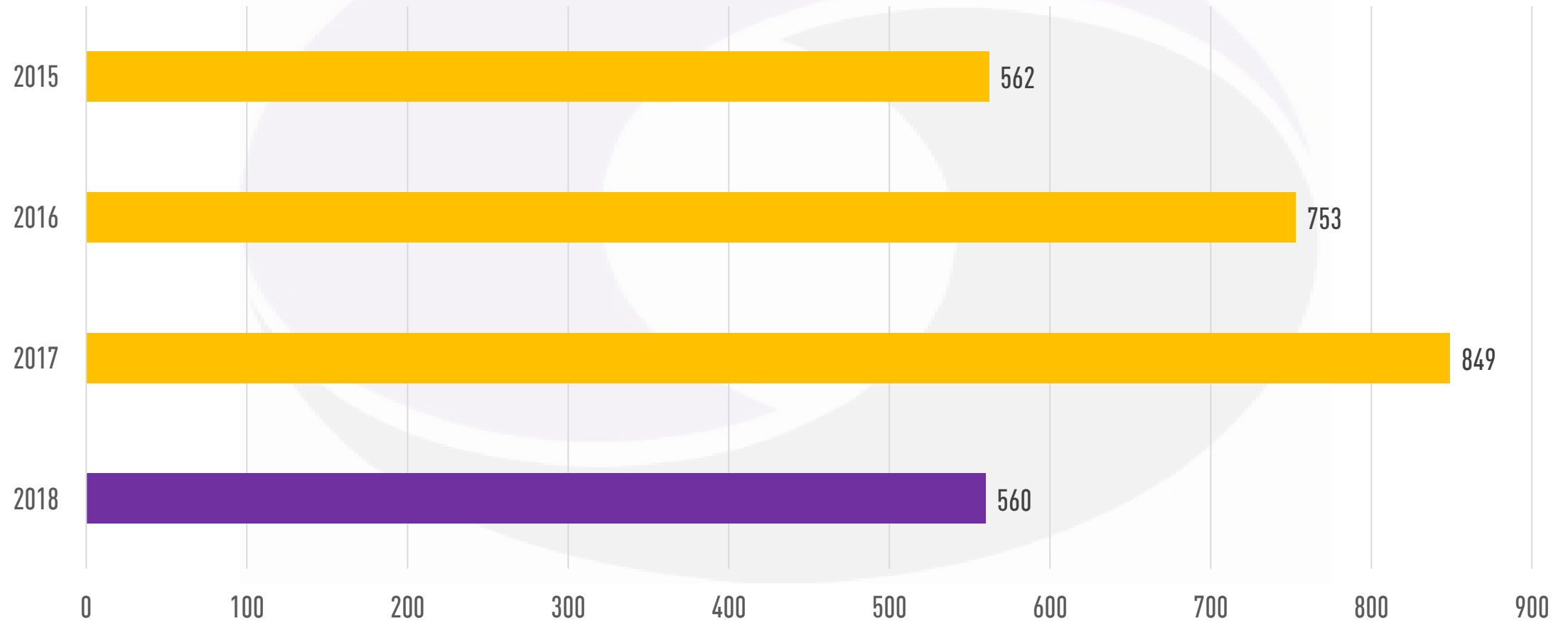
Total # financings opened



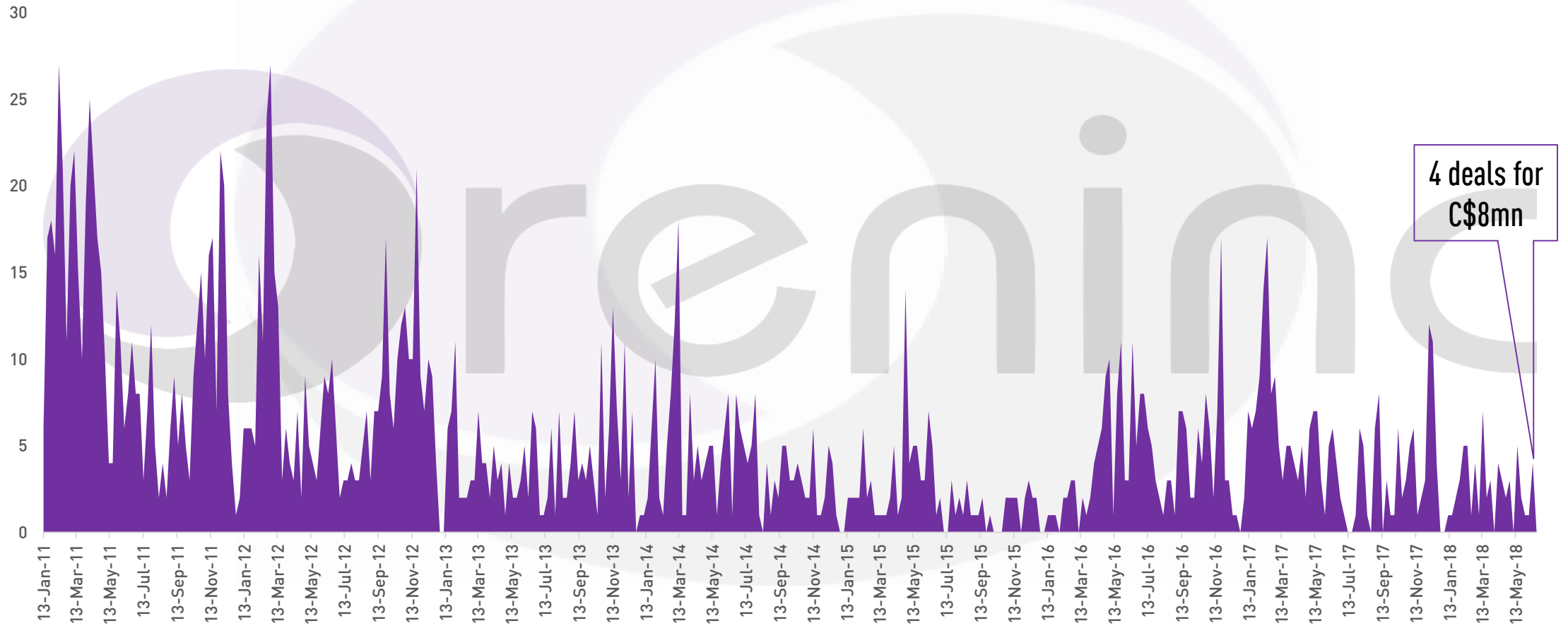
The first 22 weeks – 2015 to 2018



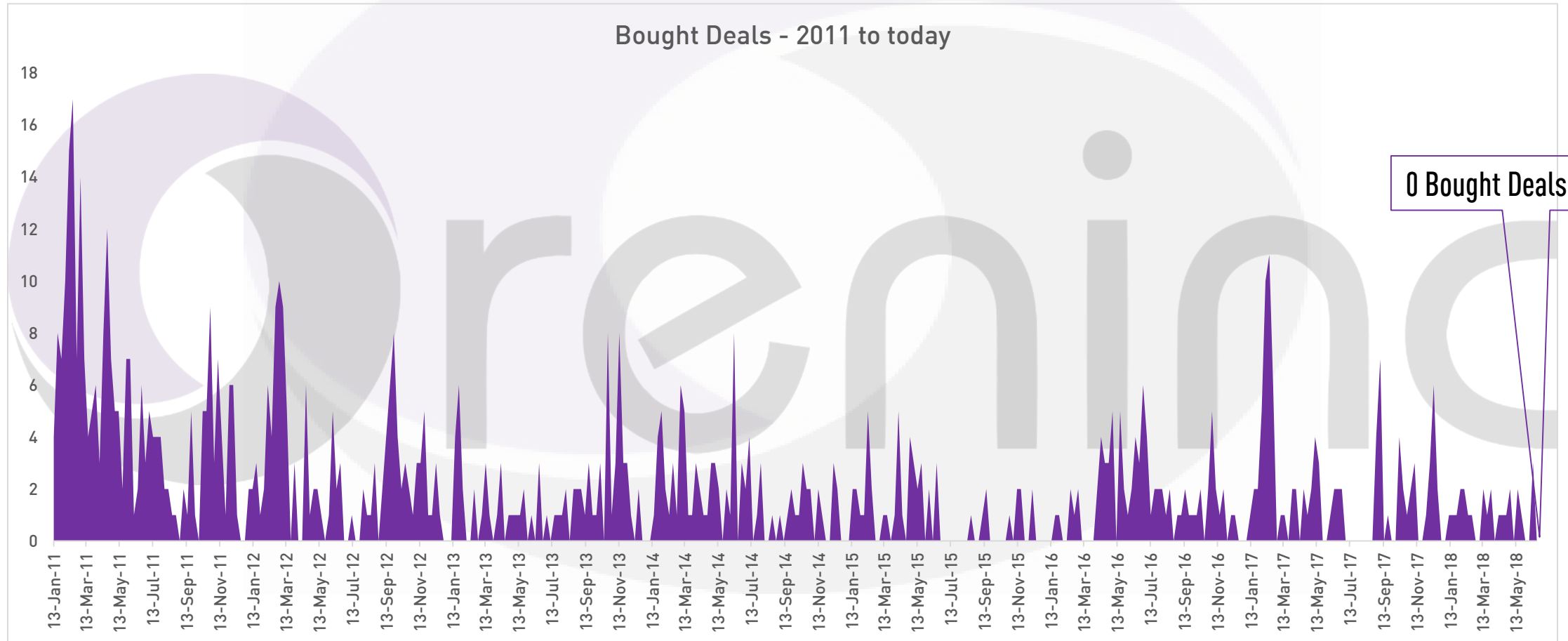
The first 22 weeks



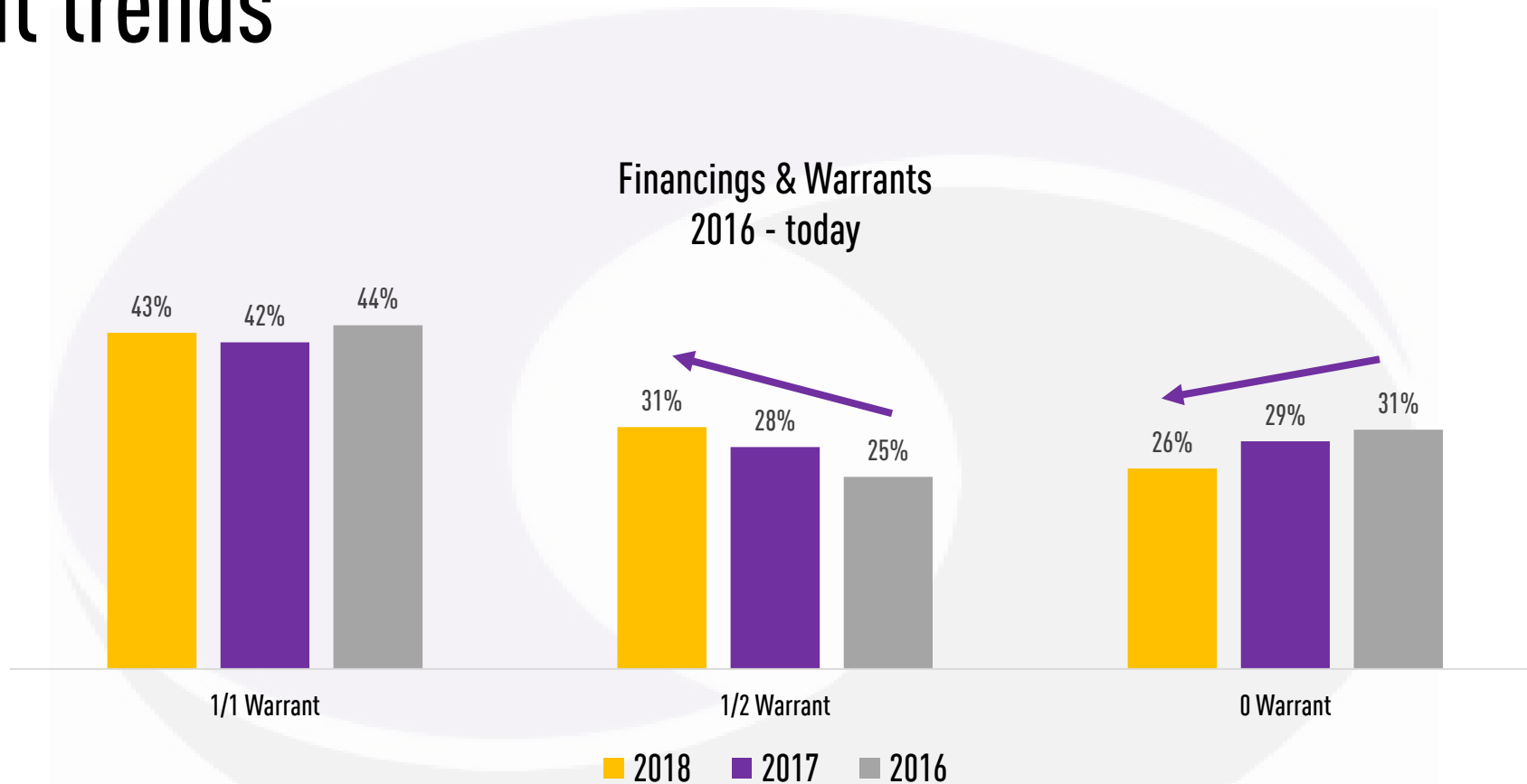
Brokered Deals



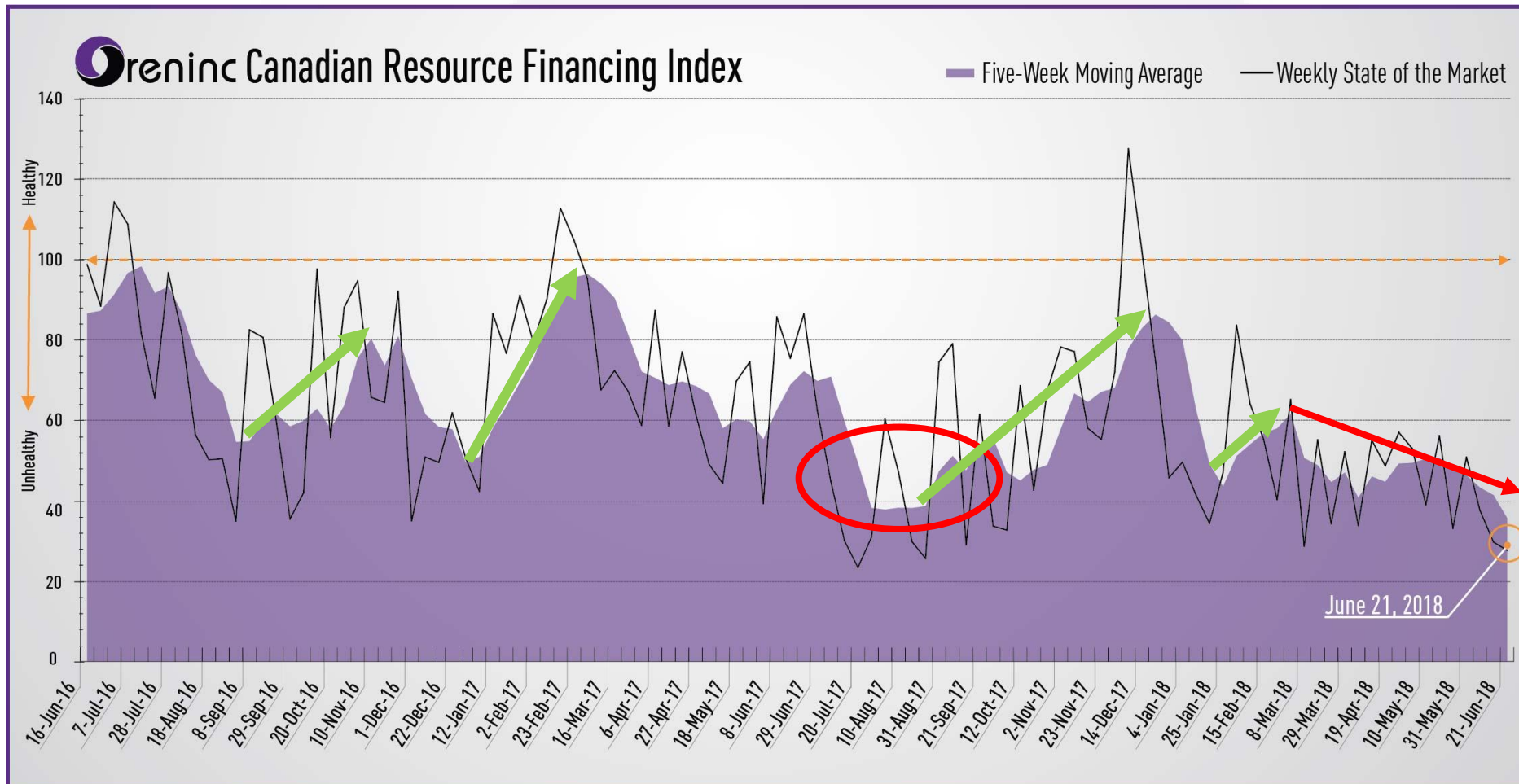
Bought Deals



Warrant trends



Oreninc Index



MINING DEAL CLUB

ACCESS TO HIGH-QUALITY,
PRE-VETTED FINANCING
OPPORTUNITIES

INFORMATION AND ACCESS

NO FINDER'S FEES OR BACK DOOR DEALS

QUALITY

INTEGRITY

INDEPENDENCE

MINING DEAL CLUB

OUR EXPERTS



Brent Cook
Economic Geologist



Tim Oliver
Minerals Engineer



Paul Harris
Mining Journalist



Kai Hoffmann
Capital Markets

A large, light-colored watermark of the Oreninc logo is centered on the page, serving as a background for the text.

www.oreninc.com
www.miningdealclub.com